
CGH1020D - CGH1030D

GRIGLIA A CONTATTO

CONTACT-GRILL

GRIL CONTACT

KONTAKTGRILL

CONTACTGRILL

GRILL DOBLE

GRELHADOR DE PLACAS

ΤΟΣΤΙΕΡΑ

ГРИЛЬ

KONTAKT GRILLSÜTŐ

KONTAKTNÍ GRIL

KONTAKTNÝ GRIL

OPIEKACZ

KONTAKTGRILL

KONTAKTGRILL

KONTAKTGRILL

KONTAKTIGRILLI

ТИГІЗІП ПІСІРУ ПЛИТАСЫ



De'Longhi



pag. 4



page 21



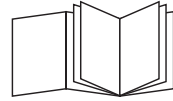
page 38



S.55



pag. 74



pág. 91



pág. 108



σελ. 125



стр. 144



old. 164



str. 182



str. 199



str. 216



sid. 233



sid. 250



sid. 267



siv. 284



Бет. 301



MultiGrill



www.delonghi.com

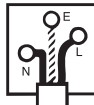
ELECTRICAL CONNECTION


- A) If your appliance comes fitted with a plug, it will incorporate a 13 Amp fuse. If it does not fit your socket, the plug should be cut off from the mains lead, and an appropriate plug fitted, as below. **WARNING:** Very carefully dispose of the cut off plug after removing the fuse: do not insert in a 13 Amp socket elsewhere in the house as this could cause a shock hazard. With alternative plugs not incorporating a fuse, the circuit must be protected by a 15 Amp fuse. If the plug is a moulded-on type, the fuse cover must be re-fitted when changing the fuse using a 13 Amp Asta approved fuse to BS 1362. In the event of losing the fuse cover, the plug must NOT be used until a replacement fuse cover can be obtained from your nearest electrical dealer. The colour of the correct replacement fuse cover is that as marked on the base of the plug.
- B) If your appliance is not fitted with a plug, please follow the instructions provided below:

WARNING - THIS APPLIANCE MUST BE EARTHED IMPORTANT

The wires in the mains lead are coloured in accordance with the following code:

Green and yellow:	Earth
Blue:	Neutral
Brown:	Live



As the colours of the wires in the mains lead may not correspond with the coloured markings identifying the terminals in your plug, proceed as follows: The green and yellow wire must be connected to the terminal in the plug marked with the letter E or the earth symbol  or coloured green or green and yellow. The blue wire must be connected to the terminal marked with the letter N or coloured black. The brown wire must be connected to the terminal marked with the letter L or coloured red.

