



5717710021/06.15

---

KG521



MACINACAFFÈ  
COFFEE GRINDER  
KAFFEEMÜHLE  
MOULIN À CAFÉ  
KOFFIEMALER  
MOLINILLO DE CAFÉ  
MOINHO DE CAFÉ  
ΤΡΟΧΙΣΤΗΣ  
KAFFEKVERN  
KAFFEKVARN  
KAFFEMØLLE  
KAHVIMYLLY  
ΚΟΦΕΜΟΛΚΑ  
ΚΟΦΕΥΓΙΤΚΙΩ  
ΚΑΝΈΌΡΛΌ  
MLÝNEK NA KÁVU  
MLYNČEK NA KÁVU  
MŁYNEK DO KAWY

طاحونة قهوة - تعليمات هامة

---

**DeLonghi**

**IT**

pag. 6

**EN**

page 11

**DE**

S. 15

**FR**


page 20

**NL**

pág. 25

**ES**

pág. 30

**PT**

pág. 35

**EL**

σελ. 40

**NO**

sid. 45

**SV**

sid. 49

**DA**

sid. 54

**FI**

siv. 59

**RU**

стр. 63

**KZ**

68-бет

**HU**

old. 74

**CS**

str. 79

**SK**

str. 84

**PL**

str.88

**AR**

2

## ELECTRICAL REQUIREMENTS (UK ONLY)

Before using this appliance ensure that the voltage indicated on the product corresponds with the main voltage in your home, if you are in any doubt about your supply contact your local electricity company.

The flexible mains lead is supplied connected to a B.S. 1363 fused plug having a fuse of 13 amp capacity.

Should this plug not fit the socket outlets in your home, it should be cut off and replaced with a suitable plug, following the procedure outlined below.

**Note:** Such a plug cannot be used for any other appliance and should therefore be properly disposed of and not left where children might find it and plug it into a supply socket - with the obvious consequent danger.

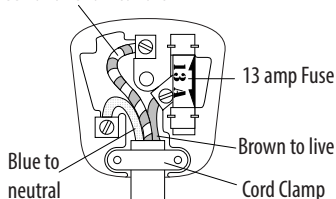
**Please note:** We recommend the use of good quality plugs and wall sockets that can be switched off when the machine is not in use.

**IMPORTANT:** The wires in the mains lead fitted to this appliance are coloured in accordance with the following code:


GREEN AND YELLOW  
BLUE  
BROWN

EARTH  
NEUTRAL  
LIVE

Green and Yellow to Earth



As the colours of the wires in the mains lead of this appliance may not correspond with the coloured markings identifying the terminals in your plug, proceed as follows:

- The wire which is coloured green and yellow must be connected to the terminal in the plug which is marked with the letter E or by the earth symbol  or coloured green or green and yellow.
- The wire which is coloured blue must be connected to the terminal which is marked with the letter N or coloured black.
- The wire which is coloured brown must be connected to the terminal which is marked with the letter L or coloured red.

When wiring the plug, ensure that all strands of wire are securely retained in each terminal. Do not forget to tighten the mains lead clamp on the plug. If your electricity supply point has only two pin socket outlets, or if you are in doubt, consult a qualified electrician.

Should the mains lead ever require replacement, it is essential that this operation be carried out by a qualified electrician and should only be replaced with a flexible cord of the same size.

After replacement of a fuse in the plug, the fuse cover must be refitted. If the fuse cover is lost, the plug must not be used until a replacement cover is obtained. The colour of the correct replacement fuse cover is that of the coloured insert in the base of the fuse recess or elsewhere on the plug. Always state this colour when ordering a replacement fuse cover.

Only 13amp replacement fuses which are asta approved to B.S. 1362 should be fitted.

This appliance conforms to the Norms EN 55014 regarding the suppression of radio interference.

**Warning - this appliance must be earthed**

