



ECP 3 Series

COFFEE MAKER

Instructions for use. Keep these instructions

Visit www.delonghi.com for a list of service centers

near you.

ELECTRIC CHARACTERISTICS

120 V ~ 60 Hz 1100 W



MACHINE À CAFÉ

Mode d'emploi . Conservez cette notice

Visitez www.delonghi.com pour y voir une liste des

centres de réparation proches de chez vous.

CARACTÉRISTIQUES ÉLECTRIQUES

120 V ~ 60 Hz 1100 W

CAFETERA

Repase y guarde estas instrucciones.

Lea cuidadosamente este instructivo antes de usar

su aparato.

Visite www.delonghi.com para ver la lista de

centros de servicios cercanos a usted.

CARACTERISTICAS ELECTRICAS:

120 V ~ 60 Hz 1100 W

The DeLonghi logo is displayed in a stylized, rounded rectangular frame. The word "DeLonghi" is written in a bold, sans-serif font, with the "D" and "L" being significantly larger and more prominent than the other letters.

EN


page 6

FR

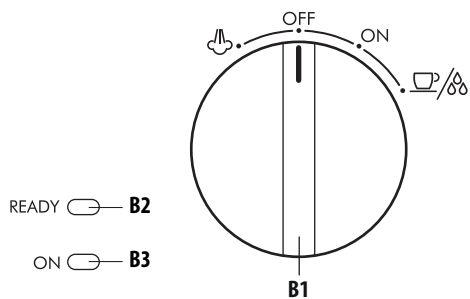
pag.20

ES

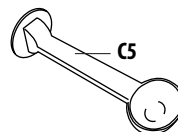
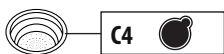
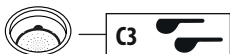
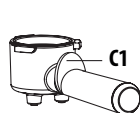
pág. 41



B



C



A

